



Completing Your AmeriCorps Application

A step-by-step visual guide for navigating the MyAmeriCorps application portal

*If you need assistance completing your application, please contact **1-800-942-2677**.*

Purpose

When submitting an AmeriCorps application, completeness and insightful answers are the key to success. For those who wish to begin the application process, this four-part guide will guide you through detailed steps. We'll provide you with information you should include (and omit) to successfully complete and submit your AmeriCorps application.

1	Find Your Fit Use the "Search Listings" function to explore AmeriCorps service opportunities.	Page 3
2	Register on the MyAmeriCorps Portal Before you apply for AmeriCorps opportunities, you'll need to create a profile in our system.	Page 7
3	Create Your Application Next, complete an application by providing information about your skills and experience.	Page 13
4	Submit Your Application Once you've completed your application within the MyAmeriCorps Portal, you'll be able to submit your application to one or more AmeriCorps opportunities.	Page 26

Not Quite Ready to Apply?

If you're still deciding whether AmeriCorps is right for you, head to americorps.gov/serve to learn more.

Need Additional Assistance?

If you require assistance at any point throughout this process, please call our dedicated AmeriCorps Hotline Monday-Friday* between 9 a.m.-7 p.m. ET at **1-800-942-2677** or send a message to the AmeriCorps Hotline by going to: questions.americorps.gov/app/ask

**Please note, the hotline is closed on Fridays during the months of Feb., March, April, Oct., Nov., and Dec.*

PART 1: Find Your Fit

Search Listings

Before you start the application process, explore opportunities in the MyAmeriCorps portal. Head to the homepage at my.americorps.gov, and click the "Search Listings" button (*circled in yellow below*).

A note on browser selection: It is best to use Internet Explorer or Microsoft Edge when navigating through the application portal.

Contact My AmeriCorps | [Login](#)
FONT SIZE: [Default](#) | [Large](#)

If you use assistive technology and need assistance accessing the My AmeriCorps Portal please contact the National Service Hotline at 1-800-942-2677.

Bring out the best of America.

[AmeriCorps](#) [AmeriCorps VISTA](#) [AmeriCorps NCCC](#)

2021 tax forms have been mailed.

AmeriCorps recommends that you use Internet Explorer when accessing My AmeriCorps. Other browsers have been shown to cause issues for users.

Please complete all required fields. An asterisk (*) denotes a required field.
By clicking on "login" you are agreeing to the terms and conditions outlined below:

* Username:
* Password:

[Forgot your Username?](#) | [Forgot your Password?](#) | [Login Help](#)

[Apply to Serve](#) 
[Search Listings](#) 

[Register to create a new Member/Alum account](#)
[Register to create a new Institution account](#)

Filter Your Search

If you already know which program you're interested in, use the "Quick Search" section to search by program type, state, or program name. Want to better understand the differences between AmeriCorps programs? Check out our fit finder at: americorps.gov/serve/fit-finder

Quick Search
To search for programs by type and/or location, or to find a specific program name, please use the fields below.

Program Type : ?

State :

Program Name :

Include programs not currently accepting applications?

Search

If you'd like to explore more available opportunities, use the "Advanced Search" section to filter by a variety of service elements, including service term (full-time, part-time, or summer), education level, metro area, service areas (such as Disaster Relief, Housing, Public Health, etc.), languages, and skills.

Advanced Search
You may select any of the following criteria to narrow your program search.

← → ↻ 🏠 my.americorps.gov/mp/listing/publicRequestSearch.dojsessionid=lb0pvoWay9xfBAsBYMI4b0o4s_51

AmeriCorps NCCC
 AmeriCorps NCCC Team Leaders
 AmeriCorps State / National
 AmeriCorps VISTA
 AmeriCorps VISTA Leaders

Full Time
 Part Time
 Summer

Education Level ⓘ
A few of our projects require a certain level of education in order to serve. What is your highest level of education completed?

Choose Where to Serve:

State
ALABAMA
ALASKA
AMERICAN SAMOA
ARIZONA

Metro Areas
Atlanta
Boston
Chicago
Cleveland/ Akron

Service Areas ⓘ
Please select one (or more) areas of service that you'd be interested in:

- Community and Economic Development
- Community Outreach
- Children/Youth
- Disaster Relief
- Education
- Entrepreneur/Business
- Elder Care
- Ex-Offender Reentry
- Environment
- Health
- Hunger
- Hurricane Katrina
- Homelessness
- Housing
- Homeland Security
- Neighborhood Revitalization
- Public Health AmeriCorps
- Public Safety
- Technology
- Tribal
- Veterans

Languages
Do you speak any languages that might be required for a service project?

- Arabic
- American Sign Language
- Chinese
- Creole
- English
- French
- German
- Greek
- Hmong
- Italian
- Japanese
- Korean
- Polish
- Portuguese
- Russian
- Spanish
- Thai
- Vietnamese

Skills ⓘ
Do you have any specialized skills that you would like to use during your service?


- Counseling
- Architectural Planning
- Business/Entrepreneur
- Communications
- Community Organization
- Computers/Technology
- Conflict Resolution
- Education
- Fine Arts/Crafts
- First Aid
- Fund raising/Grant Writing
- Law
- Leadership
- Medicine
- Public Health
- Public Speaking
- Recruitment
- Teaching/Tutoring
- Trade/Construction
- Writing/Editing
- Youth Development
- General Skills
- Environment
- Non-Profit Management
- Social Services
- Urban Planning
- Disaster Services
- Veterans
- Team Work

Search

Pro Tip:
Keep the search fields broad at first, then narrow down to ensure you receive a decent number of results.

Explore Your Options

After you click the "Search" button, you'll see the open opportunities that correspond to your interests. Click on each open listing name to view the details.



Search Results

Following is a listing of opportunities that fit the criteria you entered, including: the name and a brief description of the organization offering the position; the AmeriCorps program - State and National, VISTA or NCCC - that the opportunity is connected with; the dates accepting applications; and the location of the service opportunity.

Links from this page will take you directly to a detailed description of the available position, as well as to an online application form. Remember, though, that to apply for a position, you must first create a profile. But don't worry - if you apply for an opportunity but haven't created a profile yet, you will still be asked to create one as part of the application process.

[Click here for help.](#)

Accepting Applications Now

Results 1 Through 5

Your search returned 5 results.

Program Name ▾	Program Type ▾	Accepting Applications ▾	Location ▾
AAMU Data Specialist and Homeless Educator Create and update databases for service volunteers, agencies, and service courses. Implement programs on food insecurities and homelessness.	VISTA	03/01/2022 - 07/11/2022	AL
AAMU Funding Specialist/Opioid Abuse Educator Work to increase funding by researching and applying for grants and other funding opportunities. Instrumenting programs on opioid abuse on campus and in the surrounding community.	VISTA	03/01/2022 - 07/11/2022	AL
AAMU Outreach/Marketing Specialist/Healthy Living Educator Increase community outreach by using a vas number of communication strategies. Institute community programs on healthy eating and living.	VISTA	03/01/2022 - 07/11/2022	AL
AAMU Program Specialist/Covid-19 Educator Increase community engagement by researching, planning, and implementing service programs on campus and in the community.	VISTA	03/01/2022 - 07/11/2022	AL
AAMU Volunteer Specialist/Healthy Living Educator Increase community service volunteers by recruiting, assisting in volunteer placement, and training. Administering healthy eating and living programs/activities on and around campus.	VISTA	03/01/2022 - 07/11/2022	AL

Select Your Best Fit

You can review the duties, benefits, requirements, application deadlines, and more within each AmeriCorps listing. It's a great idea to reach out to the point of contact listed in any opportunity that catches your eye so you can express your interest (*circled in yellow below*).

Note: Not all AmeriCorps programs require applicants to apply through the MyAmeriCorps portal. Be sure to read the instructions in each listing thoroughly and proceed according to that particular organization's requirements.

AmeriCorps Contact My AmeriCorps | Site Help | Logout
FONT SIZE: Default | Large

HOME

My AmeriCorps

- Member Home
- Applications
- References
- Submissions
- Search Listings
- My Favorites
- Contact My AmeriCorps

AAMU Data Specialist and Homeless Educator

Alabama A&M University, a Historically Black University (HBCU), is dedicated to the application of knowledge and excellence in teaching, research, and service, which is in response to the needs of a diverse student population and the social and economic needs of our community. The University is dedicated to providing a student-centered educational and service environment for the emergence of scholars, scientists, leaders, and critical thinkers who are equipped to excel through a diverse and competitive society. The VISTA project aligns with education, healthy futures, and economic opportunity focus area(s). Our goals are to: 1. Increase awareness of opioid use and abuse, poverty, obesity and healthy living in our community 2. Increase conversations in the community about abuse, poverty, and obesity 3. Assist with ongoing efforts to increase Covid-19 vaccination rates among AAMU students and the community 4. Assist with ongoing efforts to decrease opioid abuse on AAMU campus and to 5. Assist with ongoing efforts to decrease obesity in Madison County.

Further help on this page can be found by [clicking here](#).

Member Duties : Assist in creating and updating a database for service volunteers and community agencies. Assist in creating and collecting data from surveys. Assist in updating and maintaining electronic volunteer forms and packets. Assist in researching and implementing programs for food insecurities and homelessness on and around campus; Assist in the implementation and monitoring of a food pantry on campus; Assist with programming and providing information materials on homelessness and food insecurities on campus and in the surrounding community

Program Benefits : Childcare assistance if eligible , Workshops and conferences , Health Coverage* , Choice of Education Award or End of Service Stipend , Education award upon successful completion of service , Training , Relocation Allowance .

*For details about AmeriCorps VISTA healthcare benefits, please visit <http://www.vistacampus.gov/healthcare>

Terms :
Car recommended , Permits working at another job during off hours , Permits attendance at school during off hours .

Service Areas :
Community Outreach , Education , Hunger , Children/Youth , Homelessness .

Skills :
Computers/Technology , Team Work , Public Speaking , Conflict Resolution , Leadership , Business/Entrepreneur .

Apply Now!

[Return to Search Results](#) | [Search Again](#)

SUMMARY	
Program Type:	AmeriCorps VISTA
Program	AAMU Data Specialist and Homeless Educator
Program Start/End Date	04/11/2022 - 04/22/2023
Work Schedule	Full Time
Education level	College graduate
Age Requirement	Minimum: 18 Maximum: None
Program Locations	ALABAMA
Languages	English
Accepting Applications	From 03/01/2022 To 07/11/2022
Contact	Monica Clarke 4900 Meridian St NW Normal AL 35762 256-372-4710 monica.clarke@aamu.edu aamu.edu
Listing ID	110000

[add to favorites](#)

Pro Tip:

Once you've found your best-fit AmeriCorps opportunity, bookmark the listing in your browser so you can easily return to it later. After you've registered (*see section 2 of this guide*), you'll be able to click the "add to favorites" button (*circled in blue above*) to build your list of favorite opportunities.

PART 2: Register on the MyAmeriCorps Portal

Apply to Serve

Get started by navigating to the MyAmeriCorps Portal login screen at my.americorps.gov and then click the "Apply to Serve" link (*circled in yellow below*).

AmeriCorps Contact My AmeriCorps | Login
FONT SIZE: Default | Large

If you use assistive technology and need assistance accessing the My AmeriCorps Portal please contact the National Service Hotline at 1-800-942-2677.

Bring out the best of America.

AmeriCorps

AmeriCorps AmeriCorps VISTA AmeriCorps NCCC

2021 tax forms have been mailed.

AmeriCorps recommends that you use Internet Explorer when accessing My AmeriCorps. Other browsers have been shown to cause issues for users.

Please complete all required fields. An asterisk (*) denotes a required field.
By clicking on "login" you are agreeing to the terms and conditions outlined below:

* Username:

* Password:

login

Forgot your Username? | Forgot your Password? | Login Help

Apply to Serve ?

Search Listings ?

Register to create a new Member/Alum account

Register to create a new Institution account

[Click here to register](#)

Create Profile - Step 1 of 4

Start your profile by filling in your full name, social security number*, date of birth, and your email address.

Contact My AmeriCorps | Login
FONT SIZE: Default | Large

Create Profile: Step 1 of 4

Before you get started making a profile, learn more about all of the AmeriCorps programs here. [Learn More](#) (Opens a new window)

Click here for help.

Please use the following fields to create a profile. Enter your name exactly as it appears on your government-issued identification. Also, you must have a valid e-mail address. An asterisk (*) denotes a required field.

Prefix:

Preferred Name:

* First Name:

Middle Name/Initial:

* Last Name:

Suffix:

* SSN: ? eg. 123456789

This page of the form requests your SSN to (a) confirm your citizenship status for eligibility purposes and/or (b) send you a payment that must also be reported to the Internal Revenue Service using your SSN. This request is voluntary, but not providing your SSN may affect your ability to become a Member and/or receive payments. It is requested pursuant to 42 U.S.C. Chapter 129 - National and Community Service, 42 U.S.C. Chapter 66 - Domestic Volunteer Services, and Executive Order 9397, as amended.

* Date of Birth: ? (mm/dd/yyyy)

* E-mail Address:

* Re-enter E-mail Address:

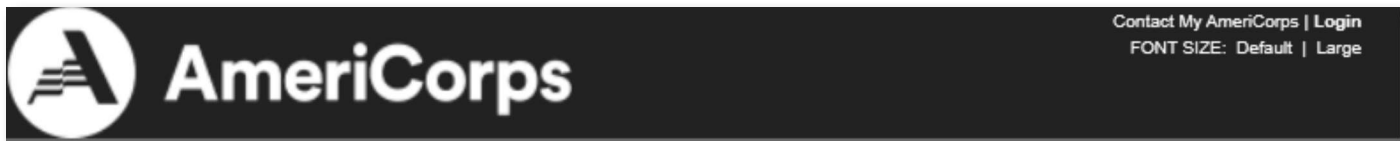
Privacy Act Statement: AmeriCorps is required by the Privacy Act of 1974 (5 U.S.C. 552a) to tell you what personal information we collect via this website (e.g. name, contact information, demographics, education and employment history, criminal history, medical information) and how it will be used: Authorities – My AmeriCorps requests your personal information pursuant to 42 U.S.C. Chapter 129 - National and Community Service, 42 U.S.C. Chapter 66 - Domestic Volunteer Services, and Executive Order 9397, as amended. Purposes – It is requested to (1) manage your application, service, and post-service benefits and (2) evaluate how to enhance AmeriCorps. Routine Uses – Routine uses of this information may include disclosure to complete your background check, to process your payments, to manage and oversee your service, and other reasons consistent with why it was collected. Effects of Nondisclosure – This request is voluntary, but not providing the information may limit your ability to become a Member, continue being a Member, or receive Member benefits. Additional Information – The applicable system of records notice is CNCS-04-CPO-MMF-Member Management Files (MMF) available via <https://nationalservice.gov/privacy>.

**Your social security number is required so we can check our records to determine if you have applied or served before and direct you to the appropriate information. Additionally, if you stated in your application that you are a citizen or national of the United States, we will use your SSN to verify your citizenship status with the Social Security Administration.*

If the SSA cannot verify your statement in their records, you will be contacted to provide additional documentation.

Create Profile - Step 2 of 4

Continue your profile by adding your citizenship/residency status; city, state, and country of birth; and your availability information*.



Create Profile: Step 2 of 4

[Click here for help.](#)

An asterisk (*) denotes a required field.

* Citizenship/Residency Status:

*Citizens of the US include persons born in Puerto Rico, Guam, the US Virgin Islands, and the Northern Mariana Islands. Nationals of the US include persons born in American Samoa, including Swains Island.

**Generally, you are a Lawful Permanent Resident Alien of the US if you are a US permanent resident with (i) a Permanent Resident Card, INS Form I-551; (ii) an Alien Registration Receipt Card, INS Form I-551, (iii) a passport indicating that the INS has approved it as temporary evidence of lawful admission for permanent residence; or (iv) a Departure Record (INS Form I-94) indicating that the INS has approved it as temporary evidence of lawful admission for permanent residence. NOTE: A student visa does not confer eligibility to enroll in an AmeriCorps program.

*** You are an asylee if you have a Form I-94 with asylum granted stamp; form I-766 with Category "A5", "A05", or "A-5"; or an Order of the Immigration Judge granting asylum.

* City of Birth:

State of Birth:

* Country of Birth:

* Sex:

Please answer all of the following questions. AmeriCorps gathers demographic information to ensure opportunities are provided to serve for people of all conditions. This information will be held confidentially, and will solely be used for data analysis to assist us in ensuring we serve all Americans equally. The information you provide will not be used in any way to determine or affect any federal benefit. Questions with an asterisk are required in order to be enrolled as an AmeriCorps member, and all responses will be kept confidential.

* Earliest Availability Date: (mm/dd/yyyy)

* Last Availability Date: (mm/dd/yyyy)


Available indefinitely:

* Are you moving within the next six months? yes no

*Your earliest availability date is the earliest possible time you would be available to begin service on an AmeriCorps project.

Create Profile - Step 3 of 4

For the zip code field in this section, you are required to include the last four digits of your zip code. To find the last four digits to your zip code, use the USPS zip code lookup tool on USPS.com at tools.usps.com/zip-code-lookup.htm?byaddress.

Contact My AmeriCorps | [Login](#)
FONT SIZE: [Default](#) | [Large](#)

Create Profile: Step 3 of 4

[Click here for help.](#)

To create a profile you must provide a current mailing address. If you move, please update your address. An asterisk (*) denotes a required field.

Current Mailing Address:
Is this a foreign (non-US) address? [Click here.](#)

* Street address 1:
Street address 2:
* City:
* State:
* Zip code: -
* Preferred Phone: (e.g. 555-555-5555)
Is this an international phone number? [Click here.](#)
Other Phone: (e.g. 555-555-5555)
Is this an international phone number? [Click here.](#)
* Preferred method of communication: E-mail Phone

Permanent Address: [To use your current mailing address as your permanent address click here](#)
Is this a foreign (non-US) address? [Click here.](#)

* Street address 1:
Street address 2:
* City:
* State:
* Zip code: -
* Preferred Phone: (e.g. 555-555-5555)
Is this an international phone number? [Click here.](#)
Other Phone: (e.g. 555-555-5555)
Is this an international phone number? [Click here.](#)

Create Profile - Step 4 of 4

Complete your profile with your educational and military background, skills*, and other background information. Remember to click the "finish" button once you've completed this section. You'll see a confirmation screen after you submit your profile with additional information.

AmeriCorps Contact My AmeriCorps | Login
FONT SIZE: Default | Large

Create Profile: Step 4 of 4

[Click here for help.](#)

An asterisk (*) denotes a required field.

Skills and Experience

* What is the highest level of education you have completed?:

* What is your military, veteran, or family member status? All Honorably Discharged veterans qualify for nomination for the Presidents Volunteer Service Award.
(Check all that apply):

- I am a veteran
- I am an active duty member of the U.S. Armed Forces
- I am a member of the National Guard or Reserve Component
- I am an immediate family member of a veteran
- I am an immediate family member of an active duty member of the U.S. Armed Forces
- I am an immediate family member of a National Guard Member or Reservist
- I am not in the military, a veteran or a family member of someone in the U.S. Armed Forces

* Are you registered to vote?:

* Is English your primary language? yes no

* Do you speak any other languages? yes no

* Do you have a valid government-issued driver's license? yes no

Listed below are skill areas that some programs find useful and may seek in AmeriCorps applicants. Indicate the skill areas in which you have had training or experience, including volunteer or community service experience. Please note that when you create an application, you will need to elaborate on each of the skills you have selected. This is not an exhaustive list of skills. If you have additional skills, please enter the skill in the 'other' field below.

<input type="checkbox"/> Architectural Planning	<input type="checkbox"/> Business/Entrepreneur	<input type="checkbox"/> Communications
<input type="checkbox"/> Community Organization	<input type="checkbox"/> Computers/Technology	<input type="checkbox"/> Conflict Resolution
<input type="checkbox"/> Counseling	<input type="checkbox"/> Education	<input type="checkbox"/> Fine Arts/Crafts
<input type="checkbox"/> First Aid	<input type="checkbox"/> Fundraising/Grant Writing	<input type="checkbox"/> Law
<input type="checkbox"/> Leadership	<input type="checkbox"/> Medicine	<input type="checkbox"/> Public Health
<input type="checkbox"/> Public Speaking	<input type="checkbox"/> Recruitment	<input type="checkbox"/> Teaching/Tutoring
<input type="checkbox"/> Trade/Construction	<input type="checkbox"/> Writing/Editing	<input type="checkbox"/> Youth Development
<input type="checkbox"/> Environment	<input type="checkbox"/> Non-Profit Management	<input type="checkbox"/> Social Services
<input type="checkbox"/> Urban Planning	<input type="checkbox"/> Disaster Services	<input type="checkbox"/> Veterans
<input type="checkbox"/> Team Work		

Other:

In the space provided below, please provide any additional interest, skill, experience, or additional information that may be helpful in evaluating your application.


200 characters left

**Keep in mind, the skills you select on this page will show up later in the application process, where you'll be asked to provide brief explanations as to how you acquired each skill.*

Complete Your Registration

Once you've submitted your profile, you'll receive a confirmation email from **recruitment@americorps.gov** (remember to check your spam folder if you don't find an email in your inbox) with a link to finalize your registration.



Click the link in that email to navigate to the Complete Your Registration page (as seen below) on the MyAmeriCorps Portal. Fill out this short form to complete the registration. Once you have created your username and password, you must log into your account within 72 hours to ensure access to the system. If you need help, call the AmeriCorps Hotline at **1-800-942-2677**.

Contact My AmeriCorps | **Login**
FONT SIZE: Default | Large

Complete Registration for My AmeriCorps

[Click here for help.](#)

Please enter a username and password below. The user name you specify will be used to identify you throughout the system, and may be seen by potential projects and help desk staff, so please choose accordingly. Your password must be at least twelve characters long, contain at least one numeric digit, contain at least one special character (!@#S%^&*()_+?./[{}~::~=-.<>{}), must contain both upper and lower case letters, and must not contain your username. An asterisk (*) denotes a required field.

* Last Name:	<input type="text"/>
* Last 4 Digits of SSN:	<input type="text"/>
* Date of Birth:	<input type="text"/> (mm/dd/yyyy)
* User Name:	<input type="text"/> 
* Password:	<input type="password"/> 
* Confirm Password:	<input type="password"/>
Profile Privacy:	<input checked="" type="checkbox"/> Check here to allow programs to search for and view your profile.
E-mail Notifications:	<input checked="" type="checkbox"/> Check here to receive e-mail notifications.

PART 3: Create Your Application

Now that you've registered in the system, you'll see your profile's homepage (*below*). If you don't see this screen, login at my.americorps.gov. From this screen, you'll be able to create a new application, add references, and search for AmeriCorps listings.

Click on the "Applications" link (*circled in yellow below*) to create your application. Then, on the next screen, click the "Create Application" button.

AmeriCorps Contact My AmeriCorps | Login
FONT SIZE: Default | Large

My AmeriCorps Welcome, User A

Welcome to the My AmeriCorps website for applicants, candidates, members, and alumni. This site presents information that will help you before, during and after your service. Please be sure that all of your contact information is up-to-date.

My Information

Name: User A **Date of Birth:** 05/03/1999
Preferred Name:
Applicant ID: 1846657 **Username:**
SSN: *****5623 **E-mail:**
Veteran/Active Duty/Military Family Status:
I am not in the military, a veteran or a family member of someone in the U.S. Armed Forces

Current Mailing Address: **Permanent Address:**
1007 York St 1007 York St
Denver, CO 80206 - 3014 Denver, CO 80206 - 3014
Preferred Phone: 888-777-6666 **Preferred Phone:** 888-777-6666
Other Phone: **Other Phone:**
Preferred Method of Communication: E-mail

Change Password
View My Profile
Edit My Profile
Edit Security Questions

Applications

Name	Created	Last Modified	Status
------	---------	---------------	--------

[Click here to create your application](#)

If you require assistance at any point throughout this process, please call **1-800-942-2677** or send a message to the AmeriCorps Hotline by going to: questions.americorps.gov/app/ask

Application: Motivational Statement - Step 1 of 8

The first step is writing your motivational statement*. The best motivational statements tell us why you want to serve with AmeriCorps along with personal details and/or examples from your life that show us you are ready to serve.

Create Application: step 1 of 8

Use this tool to create an application that fully describes your skills and experiences. After each step, when you click "next" your information will be saved. All saved information will remain saved should you wish to exit the application and return later.

■ Motivational Statement > ■ Skills & Experience > ■ Education > ■ Community Service > ■ Employment History > ■ Criminal History Questionnaire > ▼ Demographic Information > ■ References

Motivational Statement

Click here for help.

We would like to understand more about you and your reasons for applying to AmeriCorps. Please share with us why you would like to serve with the AmeriCorps program.

Please save your response by clicking the "save" button at the bottom of the screen. If you do not save your response within 30 minutes if you have not saved your response, you will receive a warning that the session will expire and will request that you save your information.

3000 characters left

save cancel previous next

Make sure to answer the question: *Why do you want to serve with AmeriCorps?* Your response should show that you have an understanding of the opportunity you're applying to and why it is a good fit for you.



Check out the requirements for the AmeriCorps opportunity you're planning on applying to for more information on the minimum education, skills, and experience needed. If you have questions about your eligibility, reach out to the point of contact in your listing of choice, or head to americorps.gov/serve for more information. Most AmeriCorps opportunities are entry level, so demonstrating your genuine interest in strengthening communities through service will be key.

**It is recommended that you type your motivational statement in a separate document, then copy and paste it into the text box shown here when you are ready. This will ensure your work is not lost.*

Application: Skills and Experience - Step 2 of 8

When you first created your profile, you selected the skills you had gained through your past experience (see page 11 of this guide). In this section elaborate on those skills and let us know how you gained them. If you selected a skill by accident during the creation of your profile, you can go back to your applicant home page and click "edit my profile" to adjust which skills appear in this section.

Create Application: step 2 of 8

✓ Motivational Statement > Skills & Experience > Education > Community Service > Employment History > Criminal History Questionnaire > Demographic Information > References

Skills and Experience

[?](#)

[Click here for help.](#)

When you created your profile, you marked the following skills that you d... previous training and/or experience. Please elaborate on how you have a... each of those skills. If you need to add or remove skills from this applicat... your profile by going back to your applicant home page and clicking on 'E...

Conflict Resolution:

200 characters left

Counseling:

200 characters left

Medicine:

The explanation of how you gained these skills does not need to be very long, it just needs to let us know how you gained it.

Don't leave any of the skills fields blank.

Ways to gain a skill:

- A class or training
- Work experience
- A group project
- Hobbies
- Volunteer activities
- School clubs or activities

Application: Education - Step 3 of 8


In this section, list the highest level of education that you will have completed by the time you start your service term with AmeriCorps. If you will have graduated high school, your highest level will be "High School Diploma/GED." If you will have taken some college classes but not yet graduated, you should select "Some College" and fill out the information requested. The same goes with vocational and job training programs like Job Corps or a technical college.

Create Application: step 3 of 8

✓ Motivational Statement > ✓ Skills & Experience > **Education** > ■ Community Service > ■ Employment History > ■ Criminal History Questionnaire > ✓ Demographic Information > ■ References

Education

[Click here for help.](#)

Check the highest level of education that you will have completed by the time you are planning to serve in AmeriCorps. (Choose only one.) 

Less than High School Associates degree (AA)

High School diploma/GED College graduate

Technical school/apprenticeship/vocational Graduate degree (e.g. MA, PhD, MD, JD)

Some college

Post-secondary Schools.

Starting with the most recent, list all schools after high school that you have attended, including trade or technical schools, military training and employment training programs.

You may add additional schools by clicking the "Add Another" button below.

*Name of School (most recent first):	<input type="text"/>
*Location of School (City, State):	<input type="text"/>
*Attended from (mm/yyyy):	<input type="text"/>
*Attended through (mm/yyyy):	<input type="text"/>
*Major area of study:	<input type="text"/>

Select the highest level of education that you will have completed.

Remember that complete information is key.

Application: Community Service - Step 4 of 8

In the community service section describe any volunteer service that you have completed. We want to know where you served, why you served, and how it made you feel. If you have no formal service experience, we still want to hear about how you have been involved in your community and what you hope to gain by serving with AmeriCorps.

The example screen below is an applicant who does not have volunteer/community service experience:

Create Application: step 4 of 8

✓ Motivational Statement > ✓ Skills & Experience > Education > Community Service > Employment History > Criminal History Questionnaire > ✓ Demographic Information > References

Community Service

[Click here for help.](#)

*Please list the organizations which you've been involved to perform community service. List your most recent activity first. Your involvement could include serving in neighborhood, school, religious, social, professional, or other volunteer groups; helping out with community service projects; or participating in less formal activities.

Click the "add another" button below to add additional organizations

I do not have any community service experience.

*Describe how you have reached out to help others and/or how you have been involved in your own community. Explain why you serve or get involved, and what you receive from it. What you have learned or how it has made you feel. Think in broad terms.

While I have not previously volunteered with an organization, I have been very helpful with my family and within my community. A lot of my time is taken up by school and work but when I am off, I take care of my brothers and help my older neighbors with groceries and yard work. I receive a lot of joy from helping out and want to learn how to volunteer so that I can help my community when I return home.

1594 characters left

If you don't have any formal volunteering experience, you must still complete this section. Do not write "n/a" or "not applicable."

If you have not volunteered previously, explain:

- How you've been involved in your community, **and**
- Why you're interested in service.

Example screen below is an applicant who has volunteer/community service experience:

Create Application: step 4 of 8

✓ Motivational Statement > ✓ Skills & Experience > ■ Education > ✓ Community Service > ■ Employment History > ■ Criminal History Questionnaire > Information > ■ References

Community Service

[Click here for help.](#)

*Please list the organizations which you've been involved to perform community service. List your most recent activity first. Your involvement could include serving in neighborhood, school, religious, social, professional, or other volunteer groups; helping out with community service projects; or participating in less formal activities.

Click the "add another" button below to add additional organizations.

I do not have any community service experience.

Name and Location of Organization

* Organization:

* City:

* State:

* Phone:

* **Description of Involvement**
(2000 characters maximum)

Completion is key. Make sure that you have complete information. Use an Internet search to fill in phone numbers if you can't remember.

Let us know what you did while volunteering.

*Describe how you have reached out to help others and/or how you have been involved in your own community. Explain why you serve or get involved, and what you received in return. What have you learned or how it has made you feel. Think in broad terms.

2000 characters left

Explain how you have helped in your community and give full details. This is one of the only sections where we get to know you through your response. You have the chance to get personal and give us more reasons to invite you to serve.

Application: Employment Info - Step 5 of 8

If you have not yet had a paid job, select "I do not have any previous employment experience" and explain why you do not have any experience.

Employment History

[Click here for help.](#)

Beginning with the most current or most recent position, list and briefly describe up to the last four positions you have held or your last ten years of employment you have held. Begin with the current or most recent and go back ten years. Include self-employment, internships/fellowships, home management, and full- or part-time paid or unpaid work experience.

Click the "Add Another Job" button below to add additional employment experiences.

I do not have any previous employment experience.

[add another job](#)

Please explain any gap in employment greater than six months not accounted for by AmeriCorps, Peace Corps, work, school, or military service. Or, explain why you have no employment history.

I do not have any employment history because I have been in high school and my parents did not make me get a job. I recently graduated and am seeking opportunities for either work or a gap year between college. |

Be sure to explain here if you don't have any work experience. Do not leave this blank.

If you have had at least one job, this is the section for that information. Please list all jobs and provide complete details.

Employment History

[Click here for help.](#)

Beginning with the most current or most recent position, list and briefly describe up to the last four positions you have held or your last ten years of employment you have held. Begin with the current or most recent and go back ten years. Include self-employment, internships/fellowships, home management, and full- or part-time paid or unpaid work experience.

Click the "Add Another Job" button below to add additional employment experiences.

I do not have any previous employment experience.

Name and Address of Employer

* Organization: Dairy Queen
* City: Alpine
* State: TEXAS
* Supervisor Name: James Conrad
* Supervisor Phone: 444-222-1111 (555-555-0000)
* Supervisor E-mail: jconrad1@dq.com

Job Title and Duties

* Title: Cashier
* Duties: Take orders and ring up customers
* Reason For Leaving: New opportunities

Remember to fill out completely. If you do not know your employer's email address you can type "na@na.com" and use the company's main business phone number. If you do not know the phone number, try finding it with an Internet search.

Application: Criminal History - Step 6 of 8

Read all of the instructions and answer the questions honestly. Having a record does not automatically prevent you from serving with AmeriCorps. Each applicant is considered individually by program staff, and we will be better able to clear you through our application process if you fill out this section completely and accurately.

Create Application: step 6 of 8

✓ Motivational Statement > ✓ Skills & Experience > Education > ✓ Community Service > ✓ Employment History > Criminal History Questionnaire > ✓ Demographic Information > References

Criminal History Questionnaire

The AmeriCorps application process requires a criminal history check to ensure community members with whom we work are protected, particularly children, individuals with disabilities, and individuals over 60 years old.

We are investigating for past sexual offenses and violent crimes, or crimes that would have a direct bearing on your service. This background check will entail a search of the National Sex Offenders Public Registry and may include a statewide criminal history repository check and/or a FBI criminal history check, which will require you to submit fingerprints.

You will not be permitted to serve or work with children, individuals with disabilities, or individuals over 60 years of age, without supervision, until the history check is complete and you are cleared. The review process is not lengthy, and normally is completed within weeks.

Answer the following questions fully. Existence of a criminal conviction or juvenile adjudication may or may not, depending on circumstances, disqualify you from consideration. However, any intentional misrepresentation or omission is grounds for disqualification.

[Click here for help.](#)

Answer the following questions and include misdemeanors and any offense that led to pre-trial intervention and/or fines other than speeding or parking tickets.

* Have you ever been convicted as an adult, or adjudicated as a juvenile offender, of at least one criminal offense by either a civilian or military court?	<input type="radio"/> Yes <input type="radio"/> No
* Are you currently facing charges for any offense, on probation or parole?	<input type="radio"/> Yes <input type="radio"/> No

If you answered yes to any of the questions above, please provide the following information. (To record multiple convictions/adjudications, click the "add another" button, below.)

Application: Demographic Info - Step 7 of 8

Read all instructions and answer the questions appropriately. Select all answers pertinent to you.

Demographic Information

The following two questions are optional and will not affect whether you are accepted into AmeriCorps or any benefits that you may receive. Your answers may be used to assess who applies to AmeriCorps, and whether the applicant pool is reflective of the demographics of the US population.

[Click here for help.](#)

I prefer not to provide my demographic information.

*** Which of the following categories best describes your ethnic origin?**

Hispanic or Latina/o Not Hispanic or Latina/o

*** Which of the following categories best describes your racial origin? (Check all that apply)**


- American Indian or Alaska Native.** A person having origins in any of the original peoples of North and South America (including Central America) and who maintains tribal affiliation or community attachment.
- Asian or Asian American.** A person having origins in any of the original peoples of the Far East, Southeast Asia, or the Indian subcontinent including, for example, Cambodia, China, India, Japan, Korea, Malaysia, Pakistan, the Philippine Islands, Thailand, and Vietnam.
- Black or African American.** A person having origins in any of the black racial groups of Africa.
- Native Hawaiian or Other Pacific Islander.** A person having origins in any of the original peoples of Hawaii, Guam, Samoa, or other Pacific Islands.
- White.** A person having origins in any of the original peoples of Europe, the Middle East, or North Africa.
- Other**

*** How did you hear about this program? (Check all that apply)**

<input type="checkbox"/> Article (online, newspaper, or magazine)	<input type="checkbox"/> Advertisement in a newspaper/magazine
<input type="checkbox"/> Guidance counselor/teacher	<input type="checkbox"/> Parent/Relative
<input checked="" type="checkbox"/> Current or Former AmeriCorps Member	<input checked="" type="checkbox"/> Friend
<input type="checkbox"/> TV Commercial	<input type="checkbox"/> Radio Commercial
<input type="checkbox"/> AmeriCorps recruiter/representative	<input type="checkbox"/> Received information in the mail
<input type="checkbox"/> AmeriCorps program poster	<input type="checkbox"/> Recruitment brochure
<input type="checkbox"/> AmeriCorps online recruitment system	<input checked="" type="checkbox"/> College Resource Fair
<input type="checkbox"/> Job search Web page	<input type="checkbox"/> State Service Commission
<input type="checkbox"/> Facebook ad or on Facebook in general	<input type="checkbox"/> Twitter

Other social media platform. Please specify:

Other. Please specify:



AmeriCorps is committed to recruiting and retaining diverse members who reflect the communities in which we serve. This information is confidential, and is not used to make decisions about eligibility.

Application: References - Step 8 of 8

You'll need to add two (2) professional references to complete your application. References are among the most important parts of the application. References should NOT come from personal sources like family members, peers, classmates, co-workers, or friends; instead, references should include work supervisors, teachers, counselors, coaches, faith leaders, or others familiar with your motivation and community involvement.

* First Name:

* Last Name:

* Email:

* Title:

*

Organization/Institution:

Is this a foreign (non-US) address? Check here.

* Street Address 1:

Street Address 2:

* City:

* State:

* Zip:

* Zip Extension:

Home Phone: (e.g. 555-555-5555)

Work Phone: (e.g. 555-555-5555)

The email address is what we use to request the reference, so double check that is correct.

All information for the reference must be filled out completely. If you are unsure of your reference's street address, call them up.

This is also a good way for you to let them know that you're using them as a reference.



Important Note:

Your references only have to be requested, not fully completed and sent back, for you to submit your application to an AmeriCorps listing.

"Who should I ask to be my reference?"

Yes

- Work Supervisor
- Pastor
- Coach
- Counselor
- Teacher/Professor
- Volunteer Supervisor
- Mentor
- Your direct supervisor in a professional setting

No

- Parent
- Sibling
- Extended family member
- Roommate
- Friend/Best Friend
- Co-worker
- Romantic partner
- Anyone who knows you in a personal setting

When the reference request is sent via email, the following message will be sent:

Dear Hillary Thomas:

AmeriCorps engages more than 70,000 Americans each year in results-driven service opportunities sponsored by thousands of local and national non-profits, public agencies, and faith-based community organizations. John Franklin is applying to be an AmeriCorps member. The applicant indicated that you would be able to evaluate his or her qualifications and provide us with a candid recommendation.

The success of AmeriCorps largely depends upon an appropriate match between programs and members. Considerable value is placed on personal references during the application review and selection process. To complete a reference form for this applicant, please click on the link provided below.

<http://my.americorps.gov/...>

Thank you for taking the time to fill out the AmeriCorps reference form. Your input is greatly appreciated.

Please do not reply to this message. If you have any questions or need further assistance please call 1-800-942-2677.

PLEASE DO NOT REPLY TO THIS MESSAGE

Finishing Your Application

References

You must select two references to be submitted with this application. If you have not created two reference requests, you may create them now by clicking create reference. Please note, in order to complete a reference request you will need the reference's name, e-mail, and address. Further, all reference requests will be submitted via e-mail, so please check that the email you provide is valid and current for each reference.

Name >	Relation >	Created >	Modified >	Completed >	Select >
John Smith	Not available	04/19/2022	04/19/2022	No	<input checked="" type="checkbox"/>
TEST TEST	Not available	09/22/2021	09/22/2021	No	<input checked="" type="checkbox"/>

[new reference](#) [cancel](#) [previous](#)

[Finish Application](#)

To finish your application, make sure to check the checkboxes to the right of the references you've created and would like to attach to this application, and then select the "Finish Application" button. You'll then be prompted by the system to submit your application to an open listing.



- HOME
- My AmeriCorps**
- Member Home
- Applications
- References**
- Submissions
- Search Listings
- My Favorites
- Contact My AmeriCorps

Applications

[Click here for help.](#)

Name >	Created >	Last Modified >	Status >		
Application 1	05/22/2020 07:36 AM	05/22/2020 07:36 AM	Incomplete	edit	print
Application 2	01/05/2021 04:55 PM	05/06/2022 09:08 AM	Complete	edit	print

[back](#) [create application](#)

To confirm that your application is complete, navigate back to your applicant homepage and click "Applications" on the left side of your screen. The application(s) you have created will appear here as either "complete" or "incomplete." You must have a complete application in the portal in order to apply to AmeriCorps opportunities.



Important things to remember when filling out the application:

- Do your research so that you're already familiar the AmeriCorps opportunity of your choice. Knowing the programs' basic structure will help you complete the application and know what we're looking for.
- The "Why Do I Volunteer" and "Motivational Statement" sections are your chance to show us who you are. These sections should be answered thoughtfully and to the best of your abilities. We are looking for your motivation to serve and a clear picture of you as an applicant. As a reminder, type your motivational statement in a separate document, then copy and paste it into the corresponding text box when you are ready. This will ensure your work is not lost.
- References are important and have a big influence on being selected for service. Ensure that both are from professional contacts and have been completed. References must be completed within the past 2 years. And remember, your references do not have to be completed for you to move forward in submitting your application. It may take some time for your references to complete your request and send them back. Don't wait to submit your application to a program listing.
- Fill out the entire application and add as much detail as possible. If you do not have a phone number or address for a job or volunteer opportunity, make every effort to obtain that information. The more detail, the better.

PART 4: Submit Your Application

The final and most important step in applying is actually submitting your application to your listing of choice. When you are done with the application you need to submit it to each opportunity that you are interested in.

Follow these steps to submit your application:

1. Click "Search Listings" and navigate to your preferred program listing. Alternatively, you can head to the "My Favorites" section of your profile or use the browser bookmark you created in Part 1: Find Your Fit to locate any opportunities you had flagged for yourself.
2. Click on the program name for your preferred AmeriCorps opportunity.
3. Review the program description and click "Apply Now" at the bottom of the page. If you do not see the "Apply Now" option in the listing, it may be because you do not meet the age requirements to serve with that program, or because you do not have a complete application in the system. See page 24 of this guide for tips on how to tell if your application is complete.
 - Verify the application that will be used – it is listed below "submit listing" at the top of the certification screen
 - Read the certification and select one of the option buttons
 - Click "Submit"

Note: Some programs may require you to answer additional questions before you can submit your application to their listings. If this is the case, you'll need to respond to those questions in one sitting; you will not be able to save and return. It's a good idea to give yourself plenty of time to complete this final step.

4. You will receive an email confirmation that your application has been submitted.

Search listings



You can submit your application to up to 10 AmeriCorps opportunities at once. The MyAmeriCorps portal uses a "common application" model, so you can apply to multiple opportunities if you like.

If you require assistance at any point throughout this process, please call our dedicated AmeriCorps Hotline Monday-Friday* between 9 a.m.-7 p.m. ET at **1-800-942-2677** or send a message to the AmeriCorps Hotline by going to: questions.americorps.gov/app/ask

**Please note, the hotline is closed on Fridays during the months of Feb., March, April, Oct., Nov., and Dec.*